



JENA Facts and Figures

JENA 2024

Overview	2
Economy and Employment.....	3
High-Tech sectors	5
Science	6
Education	7
Demographics, Health and Social Affairs.....	8
Culture and Tourism.....	8
Real estate market	9
Jena Business Development	10

Sources:

Statistical Office of the Federal State of Thuringia, destatis, Federal Employment Office, City of Jena, Chamber of Commerce, expert opinions, presentations of individual facilities

Overview

5,348	Gross domestic product in T€ (2021)
110,760	Inhabitants (June 2023)
75,200	Employees (2022)
60,703	Employees subject to social security contributions (March 2024)
21,939	Students (WS 2022/23)
11,477	Area in ha
1846	Founding year of the Carl Zeiss company in Jena
1558	Founding year of the Friedrich Schiller University
266	Registered patents per 100,000 inhabitants (Ø Germany 46, 2023)
72.4%	Export quota manufacturing industries (more than 50 employees) in 2023
36	Number of manufacturing businesses (more than 50 employees; 2024)
35.9%	Share of employees with university degree (subject to social security contributions) in 2023
52.5%	Share of employees with vocational degree (subject to social security contributions) in 2023
14	Non-university research institutes
5.9%	Unemployment rate (April 2024)
2	Universities: Friedrich Schiller University and University of Applied Sciences EAH Jena
1	University hospital (the only one in Thuringia)

Rankings

- 2024: Studycheck: Friedrich Schiller University voted first among universities with over 15,000 students in Germany by students
- 2023: Capital and Ausbildung.de: several top East German apprenticeship employers are located in Jena
- 2023: WirtschaftsWoche City Ranking: Jena ranked 28th among 71 major cities across Germany and positions at the top of the „Social“ category
- 2022: Federal Ministry for Economic Affairs and Climate Action: 6th highest AI potential (job advertisements per 10,000 employees) out of 400 counties in Germany
- 2022: IW Consult: Sustainability Index ranks Jena 12th among 71 major cities across Germany
- 2022: Prognos Zukunftsatlas: Jena reaches rank 24 out of 400 counties in Germany in terms of prospects for the future (improvement of 5 ranks compared to Zukunftsatlas 2019).
- 2022: Top 50 Startups: Friedrich Schiller University on rank 7 among the best universities for founders of startups in Germany.

Publisher: Jena Business Development

E-Mail: jenawirtschaft@jena.de

Phone: +49 3641 87300-30

[linkedin.com/company/jenawirtschaft](https://www.linkedin.com/company/jenawirtschaft)

Facebook: JenaWirtschaft

[jenawirtschaft.de/en/](https://www.jenawirtschaft.de/en/)

Economy and Employment

Jena's economy is growing.

The manufacturing sector (C), knowledge-intensive business-related services (M) as well as the information and communication sector (J) are growing above average.

National Accounts	Employees (subject to social security contributions)			Gross Value Added In Mill. Euro			
	2021	GER	2014-2021	2021	2011-2021		
Overall	58,290	100%	100%	+5,296	5,348	+1,672	+45%
Production	13,199	22.6%	26%	+561	1,498	+474	+46%
Manufacturing	10,301	17.7%	20%	+899	1,172	+360	+44%
Services sector	45,069	77.3%	72%	+4,713	3,340	+1,069	+47%
Retail, transport, hospitality	7,813	13.4%	22%	+662	627	+263	+72%
Information and communication	2,895	5.0%	4%	+1,199			
Financial and insurance services	732	1.3%	3%	-178	1,116	+330	+42%
Real estate	911	1.6%	1%	+339			
Freelance, scientific, technical services; other economical services	9,016	15.5%	14%	-128			
Public administration, defence, social insurance; education; healthcare and social services	21,433	36.8%	25%	+2,682	1,596	+474	+42%
Arts, entertainment and recreation, other services, private households	2,269	3.9%	4%	+137			
Agriculture, forestry, fishery	-	-	1%	-	-	-	-

Gross Domestic Product	2021	2011	2011-2021	
In Mill. €	5,348	3,146	+2,202	+70%
Employees	73,200	66,100	+7,100	+11%
Per employee in € (=highest in Thuringia)	73,015	55,654	+17,361	+31%
Per employee in Germany in €	80,074	64,836	+15,238	+24%

Size of Businesses	2022
Micro businesses (<10 EMP)	2,901
Small businesses (<50 EMP)	442
Medium businesses (<250 EMP)	121
Large businesses (>250 EMP)	38
Total	3,502

Unemployment Rate	April 2024 (Previous year in brackets)	2023 (Previous year in brackets)
City of Jena	5.9% (5.5%)	5.9% (5.2%)
Thuringia	6.3% (5.9%)	6.0% (5.3%)
East Germany	7.5% (7.2%)	7.2% (6.7%)
West Germany	5.6% (5.3%)	5.4% (5.0%)
Germany	6.0% (5.7%)	5.7% (5.3%)

Organizations and Chambers		
Chamber of Industry and Commerce East Thuringia	Chamber of Skilled Trades East Thuringia	District Craftsmen's Association Jena-SHK
5.464 craftspersons in Jena (2023)	780 businesses in Jena (2023)	Service partner with 9 professional associations

Advocacy for Industry and Trade	
Interest Group Commercial Area Jena-South IGJS	Interest Group Jena-North e.V.

Publisher: Jena Business Development

E-Mail: jenawirtschaft@jena.de

Phone: +49 3641 87300-30

[linkedin.com/company/jenawirtschaft](https://www.linkedin.com/company/jenawirtschaft)

Facebook: JenaWirtschaft

jenawirtschaft.de/en/

Last update: May 2024

Page 3

Jena is a high-tech location and a city of science

More than 55,000 employees work in sustainable and diverse economic sectors in Jena (WZ Classification 2008 with definitions of ZEW).

High-tech industry (part of C)

In Jena 14% of all employees work in **R & D-intensive manufacturing companies (C)**. In Germany, about 8% of employees work in the high-tech sector. This sector is in Jena, with approximately 7,890 employees, characterized by the fields of **optics & photonics, health technology and precision engineering**.

ZEISS (> 2,000 employees,) **JENOPTIK AG** (locations Jena incl. Triptis, 1,700 employees) and **SCHOTT** (500 employees) are some of the most important employers.

Knowledge-intensive services (J, K, M72, Q86, R90/91)

With 28% over all employees, **knowledge-intensive services** are far above of the average in Jena (Ø Germany: 20%). Including 5% technology-intensive service providers (research, M 72), 3.4% information and communication technologies (digital economy) as well as services in the field of technology (M, without M72) and finance (K). The health service with approx. 7,800 employees in Jena is almost twice as strong as the German average.

Jena is a city of education (P)

With almost 5,000 or 9% of all employees, more than twice as many people are employed in education and teaching (P) than in Germany (Ø D 4%).

These include employees at the two universities as well as at schools, vocational schools and other educational institutions.

Energy, transport, construction, crafts and trade (D, E, F, H, G, crafts)

Crafts, construction, transport, supply and trade are high-performance areas of Jena's corporate landscape. In 2017 more than 9,200 employees were subject to SI, of which more than 5,100 worked in the craft sector.

One of the most important and largest employers is Stadtwerke Jena with more than 1,700 employees.

Public Administration, Defense; social insurance (O)

With about **3,300 employees** in the city of Jena and the resident of federal and regional offices, the proportion of employees in this sector in Jena is at the same level as the German average.

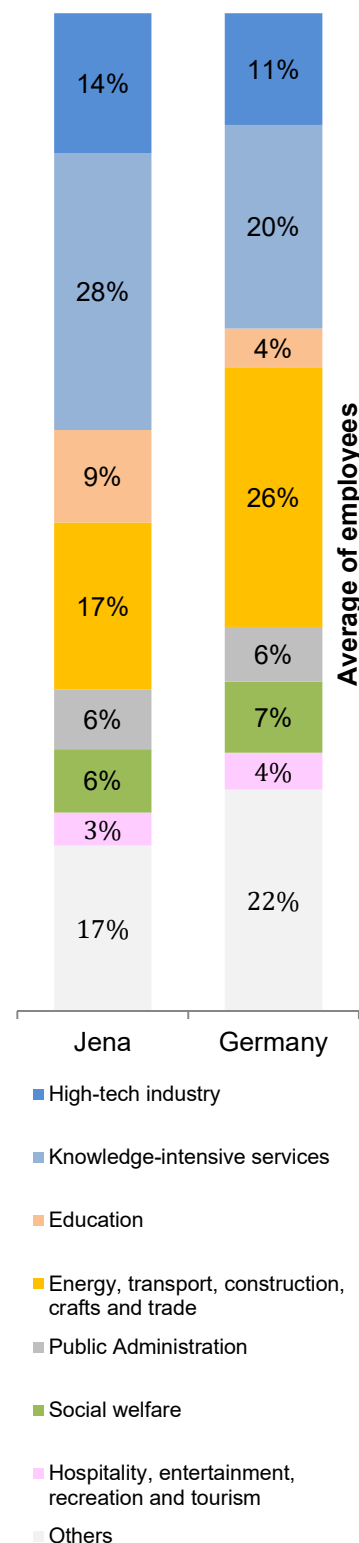
Social welfare (Q87/88)

In Jena, about 7% of all employees work in social services (including home care), which corresponds to about **4,050 persons**.

Hospitality, entertainment, recreation and tourism (I, R (without 90/91))

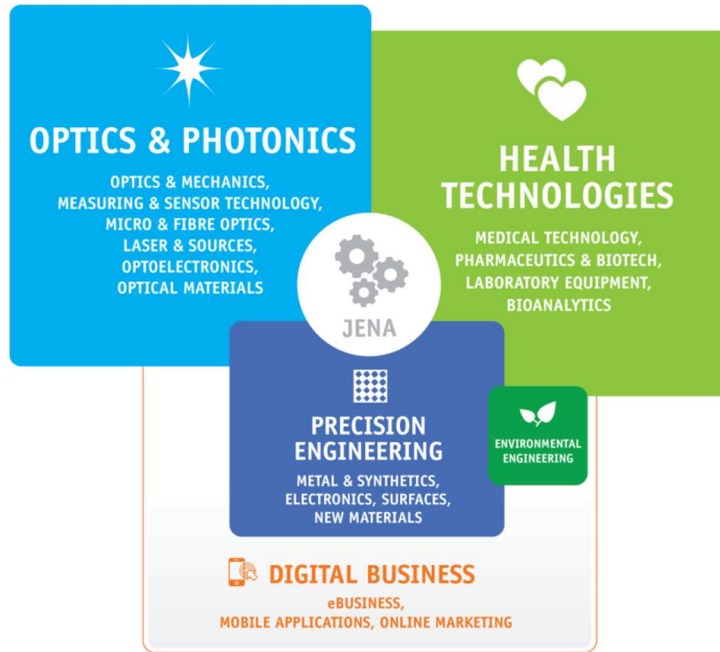
The Hospitality and Tourism Sector in Jena has around **1,800 employees** in hotels, restaurants and the leisure sector.

Others (A, B, L, N, S, T, U, not R&D intensiv C)



High-Tech sectors

Jena is international known for its strong High-Tech sectors in business and science. Research and development make it possible to work in these sectors on forward-looking technologies, innovative products and services for growing global markets.



<p>Industry Networks in Jena</p> <p>OptoNet e.V. (Optics and Photonics) medways e.V. (Health Technologies, Medical Technology) Initiative Innenstadt e.V. (Handel) Jena-Digital (digital business) Jenaer Allianz für Fachkräfte MNT Mikro-Nanotechnologie Thüringen e.V. Precision from Jena, BVMW (Precision Engineering) SpectroNet e.V. (Optics and Photonics, Image Processing) District Craftsmen's Association Jena-SHK (e.g. Precision Engineering)</p>	<p>Defining Companies</p> <p>ZEISS e.g. Carl Zeiss Meditec AG (Medical Technology, Ophthalmology), Microscopy, Optics and Mechanics JENOPTIK AG SCHOTT in Jena Analytik Jena AG Intershop AG dotSource</p>
<p>Innovations</p> <p>266 registered patents per 100,000 inhabitants (Ø Germany 46), more than 50% of all patents in Thuringia.</p> <p>The Federal President's Award for Technology and Innovation 2013 and 2007 for Fraunhofer Institute for Applied Optics and Precision Engineering, Jena</p>	<p>Technology & Start-up Centers</p> <p>Technology & Innovation Park Jena BioCentiv GmbH (Bioinstruments)</p>

Science

4,500 scientists

are researching at the two universities and 14 non-university research institutes. Of those, 3,500 scientists are working at the Friedrich Schiller University.

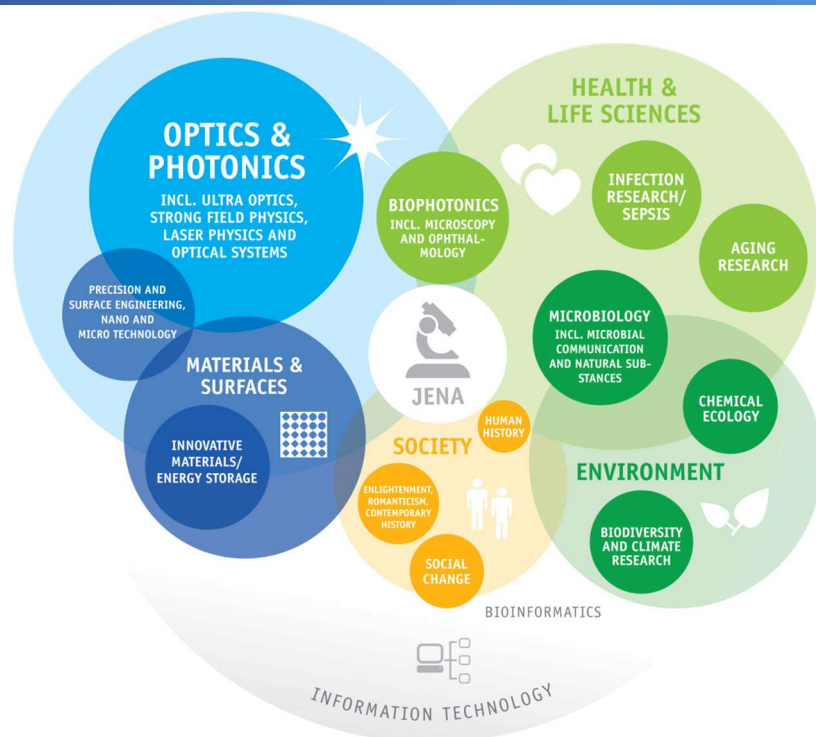
Light Life Liberty

Slogan of the Friedrich Schiller University (www.uni-jena.de/exzellenz/start.html)

Main research: www.jena-science.com

Medical Research at University Hospital Jena

Beutenberg-Campus Jena e.V.
www.beutenberg.de/en



Institutes
Max Planck Institute for Chemical Ecology www.ice.mpg.de
Max Planck Institute for Biogeochemistry www.shh.mpg.de/en
Max Planck Institute for the Science of Human History www.econ.mpg.de
Leibniz Institute for Natural Product Research and Infection Biology Hans Knöll Institut , www.hki-jena.de
Leibniz Institute for Photonic Technology (IPHT) www.ipht-jena.de
Leibniz Institute on Aging – Fritz Lipmann Institute (FLI) www.fli-leibniz.de
Fraunhofer Institute for Applied Optics and Mechanical Engineering Jena (IOF), www.iof.fraunhofer.de
Helmholtz Institute Jena www.hi-jena.de
INNOVENT Technology Development Jena e.V. www.innovent-jena.de
Guenter Koehler Institute of Joining Technology and Materials Testing GmbH, www.ifw-jena.de
Federal Research Institute for Animal Health www.fli.bund.de
DLR-Institute for Data Sciences www.dlr.de/dw/
Robert Boyle - Thuringian Institute for BioHydrogen and Environmental Research e.V., https://www.rbi-jena.com/
Helmholtz Institute for Polymers in Energy Applications (HIPOLE)

Cluster (selection)
Abbe Center of Photonics / Abbe School of Photonics www.acp.uni-jena.de / www.asp.uni-jena.de
Center for Energy and Environmental Chemistry www.ceec.uni-jena.de/en
Center for Systems Biology of Infections www.leibniz-hki.de/de/
InfectControl 2020 www.infectcontrol.de
InfectoGnostics Research Campus Jena www.infectognostics.de
Jena Centre for Systems Biology of Ageing www.jenage.de
Center for Innovation Competence (ZIK) SEPTOMICS www.septomics.de
Center of Medical Optics and Photonics www.cemop.uni-jena.de/ueber-uns
Research Alliance 3Dsensation www.3d-sensation.de
Jena School for Microbial Communication www.jsmc.uni-jena.de
Leibniz-Center for photonics in infection research http://www.leibniz-healthtech.de/lpi/

Education

School System

- Thuringia ranks on 3rd place in the „education monitoring“ 2023
- Jena offers an attractive and diversified selection for schooling.
 - 2 resource centres, 11 elementary schools, 13 comprehensive schools and community schools, 3 vocational schools, 6 secondary schools

	Students	Graduates
General-education schools	12,297 (2022/23)	962 (2021/22)
Incl. high-school graduates		540 (56%) of general-education schools

Highest percentage of highly-qualified employees in Germany together with the city of Erlangen

Approx. 36% of all employees in Jena (that are subject to social security contributions) have a university degree, German average in major cities 18%

Vocational Training

- 3,614 students in 6 vocational schools with 192 classes in the school year 2022/23
- 1,613 trainees (31.12.2022), 576 of them female trainees and 605 concluded training contracts in 2022
- 1,204 students completed vocational training (2021/22)

Universities

Friedrich-Schiller-University Jena	University of Applied Sciences EAH Jena
17,593 Students (WS 2022/23) Including <i>foreigner</i> 2,600; 14.5 per cent Including <i>study beginners</i> 4,041	4,338 Students (WS 2022/23) Including <i>foreigner</i> 927; 21 per cent Including <i>study beginners</i> 942
328 Professors , 90 of them female (2022)	124 Professors
Graduates 2022 (2,700) Faculty of Social and Behavioural Sciences: 711 Faculty of Philosophy: 441 Faculty of Economics and Business Administration: 413	Graduates 2022 (820) SciTec: 172 Industrial Engineering: 108 Economics: 146
Doctorates 2022 (520) Faculty of Medicine: 209 Faculty of Biology and Pharmacy: 97 Faculty of Chemistry and Earth Sciences: 53 Faculty of Physics and Astronomy: 39	

Demographics, Health and Social Affairs

Jena and Erfurt share first place for birth rate in Thuringia

With 7.7 births per 1,000 inhabitants Jena's birth rate currently lies under the German average of 9.1 (2022).

Population

- 110,760 inhabitants in Jena (June 2023)
 - +7,800 inhabitants since 2008 (+7%)
- Prognosis: 111,000 inhabitants in Jena in 2040, Jena's population is steady
- > 600,000 inhabitants in Jena, Weimar and Erfurt (incl. Weimarer Land)

Private households

- Statistical private households: 61,000 (2023)
- Residences: 63,839 (31th December 2022)

Healthcare

- Population-to-physician-ratio 2022: Jena 80 (1st place in Thuringia), Thuringia 221, Germany 198
- Jena's University Hospital is the only one in Thuringia. Its 26 clinical centers and 25 institutes provide care for 300,000 in- and outpatients per year, as well as teaching for 2,400 students of medicine and dentistry. Scientists and physicians from more than 25 nations work both in the field of fundamental biomedical research and in patient-related clinical research.

Childcare (for more than 7 hours):

- 5,922 places in daycare facilities for children, rate of utilisation 89.9% (2022)
- Attendance quota for childcare 3 - 6 years old 100.3% Jena/ Ø Germany 90.9%
- Attendance quota for childcare - younger than 3 years: 61.8% Jena / Ø Germany: 36.4% (all figures 2023)
- 58% of the fathers took in 2014 parental leave (average Germany 34%)

Jena's Alliance for Families

- cooperating with 70 partners to further improve the family-friendly environment in Jena
- many of Jena's businesses offer family-friendly working conditions with flexible working hours, childcare options and more

Culture and Tourism

Number of visitors at selected facilities in 2022:

Zeiss-Planetarium 135,326; Volksbad 7,779; Botanical Gardens 49,008; Philharmonics 24,068; City Museum „Alte Göhre“ 19,912; Phylogenetic Museum 11,205; Theatre 13,670; Imaginata 32,519

Overnight stays in 2022:

182,058 guests (21,448 from abroad) with 330,635 room nights

Selected Events

Kulturarena: 50,203 visitors (2023)

Long night of sciences: more than 11,000 visitors (2022)

Real estate market

Taxes (2023)

Trade tax: 450%

Property tax A: 300%

Property tax B: 495%

Residential market (2022)

Housing stock	Stock rent	Construction completion
59,986 flats <ul style="list-style-type: none"> ca. 1,250 flats with vacancy (vacancy rate: 2.1%) 	6.10 €/m ² (+0.27 €/m ² compared to 2019) <ul style="list-style-type: none"> new contracts: 6.76 €/m² stock contracts: 6.09 €/m² 	156 flats

Commercial area (2023)

Gross total area	free commercial area
337 ha in more than 20 commercial areas	275ha commercial space (net) <ul style="list-style-type: none"> 273ha occupied area 2.76ha marketable area

Office market (2022)

Existing stock (MF-G)	Vacancy	Transaction volume	Rents	Space under construction and pipeline	Yields
746,930 m ² (2015: 662,820 m ²)	Vacancy area: 13,030 m ² (2015: 25,030 m ²) Vacancy rate: 1.7 % (2015: 3.8%)	15,170 m ² (2015: 12,780 m ²)	Average rent: 10.60 €/m ² (2015: 8.90 €/m ²) Prime rent: 16.00 €/m ² (2015: 12.10 €/m ²)	Space under construction: 60,690 m ² (2015: 17,330 m ²) Pipeline: 41,400 m ² (2015: 13,270 m ²)	Gross prime yield: 4.0% (2015: 6.5%) Net prime yield: 3.6% (2015: 6.0%)

Retail trade

Retail centrality (2022)	Retail sales (2022)	Retention of purchasing power (2022)	Total sales area (2013)
108.3	721.01 million €	approx. 94.1% (789.6 million €)	204,405 m ² (+26,293 m ² since 2000) 50,450 m ² located in downtown

Jena Business Development

Jena Business Development - JenaWirtschaft - offers a comprehensive and competent business service for local and new companies. With our more than 10 years of expertise in Jena, we can advise you on all matters related to business and support your investment in Jena. We also actively promote Jena as a technology location.

JenaWirtschaft represents the interests of Jena's economy and science in Jena's municipal administration, above all in the economically relevant committees, but also vis-à-vis the state and federal authorities as well as in politics and the public. As a partner for Jena and the region, we are involved in all relevant cooperations.

Our services:

- Individual location advice
- Area and real estate service
- Professionals Service
- Funding advice
- Support in planning and approval procedures
- Contact brokerage and networks
- Location Marketing: Press and Public Relations

Jena Business Development (Wirtschaftsförderungsgesellschaft Jena mbH)

Leutragraben 2-4

07743 Jena

📞 03641-87300-30

📠 03641-87300-59

@ jenawirtschaft@jena.de

🌐 <http://www.jenawirtschaft.de/en/>

 [JenaWirtschaft – Wirtschaftsförderung Jena](#)

 [JenaWirtschaft – Wirtschaftsförderung Jena](#)

📧 Newsletter: www.jenawirtschaft.de//newsletter/

Managing Director: Wilfried Röpke, Dipl.-Phys., MBE

Publisher: Jena Business Development